

**TERM I 2019- 20**  
**Grade 2 Islamiat**

Week 1 19 – 23 Aug 2019	<b>Chapter 4: Allah</b>
Week 2 26 – 30 Aug 2019	
Week 3 2 – 6 Sep 2019	Test
Week 4 9 – 13 Sep 2019	<b>Chapter 5: Prophets</b>
Week5 16 – 20 Sep 2019	
Week 6 23 – 27 Sep 2019	Test
Week 7 30 Sep – 4 Oct 2019	<b>Chapter 6: Hazrat Muhammad pbuh</b>
Week 8 7 – 11 Oct 2019	
Week 9 14 – 18 Oct 2019	Test
Week 10 21 – 25 Oct 2019	<b>Chapter 7: books Revealed</b>
Week 11 28 Oct – 1 Nov 2019	
Week 12 4 – 8 Nov 2019	Test
Week 13 11 – 15 Nov 2019	<b>Project Prophet Mohammad pbuh</b>
Week14 18 – 22 Nov 2019	Revision 4-5
Week 15 25 – 29 Nov 2019	Test
Week 16 2 – 6 Dec 2019	Revision 6-7
Week 17 9 – 13 Dec 2019	Test
Week 18 16 – 20 Dec 2019	<b>MID TERM EXAMS</b>
Week 19 23 – 27 Dec 2019	<b>MID TERM EXAMS</b>
<b>Week Dec</b>	<b>Winter holidays</b>

**Oral Surah Naas**  
**Chapter 4: Allah**  
**Chapter 6: Hazrat Muhammad pbuh**

**Chapter 5: Prophets**  
**Chapter 7: books Revealed**

**TERM I 2019- 20**  
**Grade 2 Social Studies**

Week 1 19 – 23 Aug 2019	<b><u>Unit 1 A family wedding and a new house</u></b> - <b>Unit 1.1 pg 2 PB A Family Wedding - CW:</b> Skills book pg 2 ex A + B - <b>CW:</b> worksheet Alex’s family tree - <b>Unit 1.2 Pupil bk pg 3 A map of Pakistan - CW:</b> ex A+B
Week 2 26 – 30 Aug 2019	- <b>Skills Book PG 3 – CW:</b> ex A+B+C - <b>CW:</b> worksheet Map of Pakistan - <b>CW:</b> worksheet Reading your way around a Map
Week 3 2 – 6 Sep 2019	- <b>Unit 1.3 Pb pg 4 - CW:</b> Skills Book pg 4 - <b>HW:</b> Sara’s bedroom map worksheet - <b>Unit 1.4 Pb pg 5 - CW:</b> ex Pb pg 5 - <b>HW:</b> skills book PG 5 - <b>TEST unit 1</b>
Week 4 9 – 13 Sep 2019	<b><u>Unit 3 A day in the city</u></b> - <b>Unit 3.1 PB pg 14 - CW:</b> Skills Book Pg 10 ex A+B - <b>Unit 3.2 PB pg 15 - CW:</b> Skills Book pg 11 ex A - <b>HW:</b> Worksheet City Buildings - <b>Unit 3.4 PB pg 17- CW:</b> Skills Book pg 12 ex A+B
Week5 16 – 20 Sep 2019	- <b>Unit 3.5 City Transport pg 18 - CW:</b> WORKSHEET vehicles - <b>Test city buildings</b> - <b>Test Transport</b>
Week 6 23 – 27 Sep 2019	<b><u>Unit 4 Weather and the seasons</u></b> - <b>Unit 4.1 PB pg 20 - CW:</b> Skills Book Pg 14 ex A+B <b>HW:</b> 4.4.1.2: skills bk pg 15 + Seasons worksheet - <b>Unit 4.2 PB pg 22- CW:</b> Skills Book pg 16 - <b>Unit 4.3 PB pg 23 - CW:</b> PB pg 23 + WS: Map of Pakistan
Week 7 30 Sep – 4 Oct 2019	- <b>Unit 4.4 Clothes in Pakistan PB pg 24 - CW:</b> Skills Book PG 17 ex A+B – <b>HW:</b> WS Weather and clothes - <b>WS Landforms</b> - <b>Test Unit 4.1 – 4.4</b>
Week 8 7 – 11 Oct 2019	- <b>Unit 4.5 PB pg 26</b> Persephone - <b>Unit 4.6 pg 27</b> Continue with the story - <b>CW:</b> PB pg 28 ex A + B - <b>Worksheet Myths.</b>
Week 9 14 – 18 Oct 2019	- <b>Test unit 4.4 – 4.6</b> <b><u>Unit 5 life in Oxford</u></b> - <b>Unit 5.1PB pg 29 - CW:</b> Colour the flag of United kingdom - <b>Unit 5.2 PB pg 30 - CW:</b> Skills Book pg 18 ex A + B
Week 10 21 – 25 Oct 2019	- <b>CW:</b> WS Continents and Oceans 1 - <b>HW:</b> Continents and Oceans 2 - <b>Unit 5.3 PB pg 31 CW:</b> Skills Book pg 19 ex A + B - <b>Unit 5.4 PB pg 32 CW:</b> Skills Book pg 20 ex A
Week 11 28 Oct – 1 Nov 2019	- <b>CW:</b> Skills book 5.6 pg 21ex A+B+C - <b><a href="https://www.youtube.com/watch?v=qiPLYhBBDIA">https://www.youtube.com/watch?v=qiPLYhBBDIA</a></b> teach the continent song - <b>Project</b> continents , oceans and landmarks
Week 12 4 – 8 Nov 2019	revision
Week 13 11 – 15 Nov 2019	revision
Week14 18 – 22 Nov 2019	revision
Week 15 25 – 29 Nov 2019	revision
Week 16 2 – 6 Dec 2019	revision
Week 17 9 – 13 Dec 2019	revision
Week 18 16 – 20 Dec 2019	<b>MID TERM EXAMS</b>
Week 19 23 – 27 Dec 2019	<b>MID TERM EXAMS</b>
Week Dec	<b>Winter holidays</b>

**Unit 1 A family wedding and a new house**

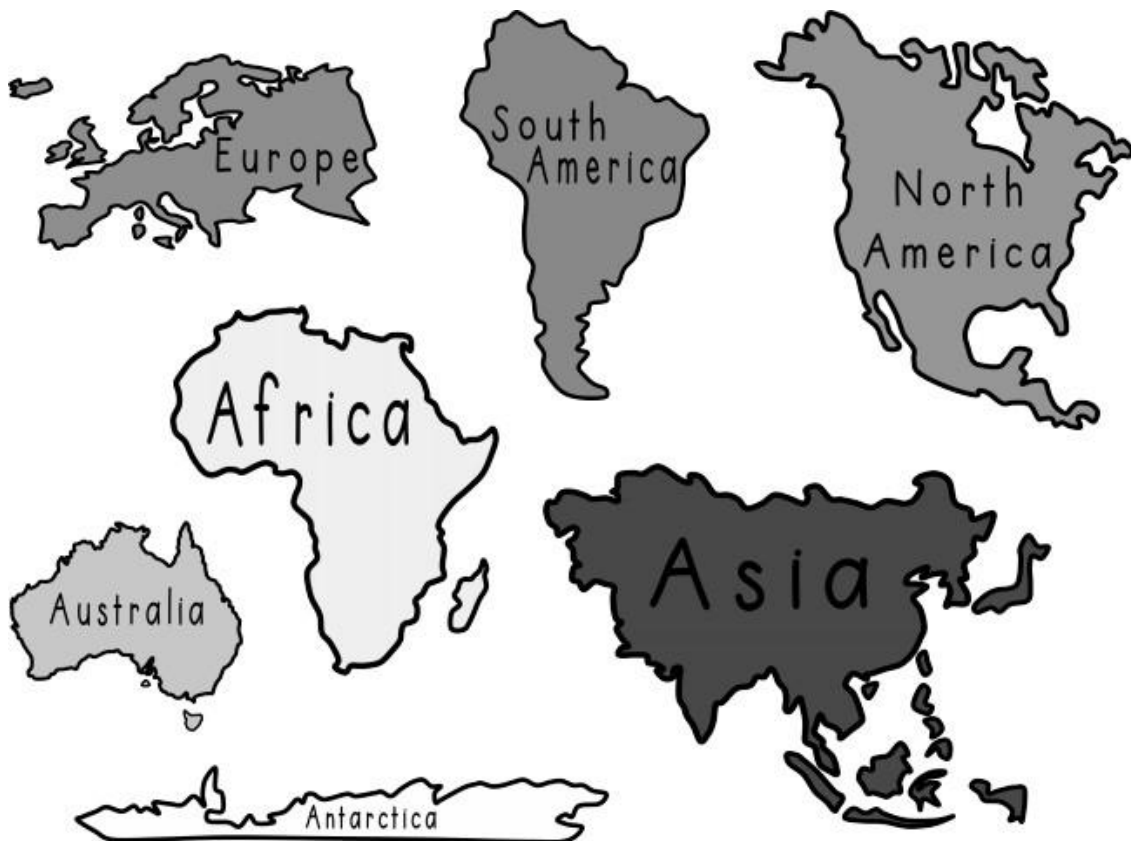
**Unit 3 A day in the city**

**Unit 4 Weather and the seasons**

**Unit 5 life in Oxford**

Project Term 1 Grade 2 Social Studies

Cut and paste the continents in the correct place. Then paste the landmarks of each continent beside it.



**Taj Mahal (Asia)**



**Empire State Building (North America)**



**Eiffel Tower (Europe)**



**Pyramids (Africa)**



**Opera House (Australia)**



**Rapa Nui (South America)**



**Igloo (Antartica)**



**TERM I 2019- 20**  
**Grade 2 English Literature “The Happy Prince”**

Week 1 19 – 23 Aug 2019	Chapt 1
Week 2 26 – 30 Aug 2019	Chapt 2
Week 3 2 – 6 Sep 2019	Test 1-2
Week 4 9 – 13 Sep 2019	Chapt 3
Week5 16 – 20 Sep 2019	Chapt 4
Week 6 23 – 27 Sep 2019	Test 3-4
Week 7 30 Sep – 4 Oct 2019	Chapt 5
Week 8 7 – 11 Oct 2019	Chapt 6
Week 9 14 – 18 Oct 2019	Test 5-6
Week 10 21 – 25 Oct 2019	Chapt 7
Week 11 28 Oct – 1 Nov 2019	Chapt 8
Week 12 4 – 8 Nov 2019	Test 7-8
Week 13 11 – 15 Nov 2019	Chapt 9
Week14 18 – 22 Nov 2019	Test 9+ <b>Project</b>
Week 15 25 – 29 Nov 2019	Revision
Week 16 2 – 6 Dec 2019	Revision
Week 17 9 – 13 Dec 2019	Revision
Week 18 Dec 16 – 20 Dec 2019	<b>MID TERM EXAMS</b>
Week 19 Dec 23 – 27 Dec 2019	<b>MID TERM EXAMS</b>
Week Dec	Winter holidays

# KEYS TO KINDNESS

**WAYS YOU CAN BE KIND...**

- SHARE
- WRITE A NICE NOTE
- GIVE A HUG
- SAY NICE THINGS
- HELP OTHERS
- SMILE
- PRAY FOR OTHERS

LIST SOME WAYS to be KIND

**WAYS I CAN BE KIND TO OTHERS...**

**WHAT DOES KINDNESS MEAN TO ME?**

compassion, kindness, humility, gentleness and patience.

KEYS: SHARE, SMILE, PRAY, HELP

**TERM I 2019- 20**  
**Grade 2 Mathematics**

Week 1 19 – 23 Aug 2019	<p><b>Unit 1 Numbers to 1000</b> <b>i. Counting beyond 100</b> Activity 1:(20 min): Understand the meaning of ones, tens, and hundreds Activity 2(20 min):: Count in ones, tens, and hundreds up to 1000</p>
	<p>Activity 3(20 min):: Count on and back using ones, tens, and hundreds. Activity 4(20 min):: Write number patterns using count on and count back</p>
	<p>Activity 5(20 min): : Class practice examples on pages 2–8 of the Student’s Book Let’s Try(20 min): Activity 6 : Individual practice 1. ex pg 9 of the Student’s Book. h.w workbook 2A worksheet 1</p>
	<p><b>ii. Hundreds , Tens and Ones</b> Activity 1(20 min):: Recognize the place values of ones, tens, and hundreds Activity 2:(20 min): Recognize numbers up to 1000</p>
	<p>Activity 3 (20 min): Read and write numbers in words up to 1000 Activity 4 (5 min): Know how 1000 is obtained Activity 5 (15 min): Class practice examples on pages 10–12 of Student’s Book.</p>
	<p>Activity 6 (20 min): Interesting exercise to enhance learning 1. ex pg 12 Student’s Book. Let’s Try Activity 7 (20 min): Individual practice ex pg 13 Student’s Book h.w workbook 2A worksheet 2</p>
	<p><b>iii. Comparing and ordering numbers</b> Activity 1 (20 min): Revise the comparison phrases Activity 2 (20 min): Compare numbers up to 1000</p>
Week 2 26 – 30 Aug 2019	<p>Activity 3 (15 min): Calculate ‘1 more than’, ‘10 more than’, ‘100 more than’, ‘1 less than’, ‘10 less than’, and ‘100 less than’ Activity 4 (10 min): Understand the meaning of ascending and descending Activity 5 (15 min): Arrange numbers in ascending and descending order</p>
	<p>Let’s Explore Activity 6 (20 min): Class practice 1. ex pg 19 Student’s Book. Let’s Try... Activity 7 (20 min): Individual practice 1. ex pg 20 Student’s Book. h.w workbook 2A worksheet 3</p>
	<p><b>iv. Odd and Even Numbers</b> Activity 1 (20 min) : Identify odd and even numbers Let’s Try . . . Activity 2 (10 min) : Individual practice 1. ex pg 22 Student’s Book. h.w workbook 2A worksheet 4 Practice 1</p>
	<p>Revision</p>
	<p><b>Test</b></p>
	<p><b>Unit 2 Addition and Subtraction within 1000</b> <b>i. Addition within 1000</b> Activity 1 (20 min): Revise on hundreds, tens, and ones. Activity 2 (20 min): Revise the place value of hundreds, tens, and ones</p>
Week 3 2 – 6 Sep 2019	<p>Activity 3 (20 min): Add numbers within 1000 Activity 4 (20 min): Add numbers with 1000 with carry over of 1 ten</p>
	<p>Activity 5 (20 min): Add numbers within 1000 with carry over of 1 ten and 1 hundred Let’s try Activity 6 (20 min): Individual practice 1. ex pg 32 Student’s Book. h.w workbook 2A worksheet 5- 6</p>
	<p><b>ii. Subtraction within 1000</b> Activity 1 (40 min): Subtract numbers within 1000</p>
	<p>Activity 2 (20 min): Subtract numbers within 1000 with borrow and regroup in ones Activity 3 (20 min): Subtract numbers within 1000 with borrow and regroup in ones and in tens</p>
	<p>Let’s Explore Activity 4 (20 min): Subtraction on a Place Value Chart Let’s Try... Activity 5 (20 min): Individual practice 1. Ex pg 42 Student’s Book. h.w workbook 2A worksheet 7 - 8</p>
	<p>Let’s Explore Activity 6 (20 min): Class practice 1. ex pg 19 Student’s Book. Let’s Try... Activity 7 (20 min): Individual practice 1. ex pg 20 Student’s Book. h.w workbook 2A worksheet 3</p>

Week 4 9 – 13 Sep 2019	<b>iii. Word Problems</b> Activity 1 (20 min): Represent addition word problems using models Activity 2 (20 min): Represent subtraction word problems using models
	Activity 3 (15 min): Solve addition word problem using models Activity 4 (20 min): Solve subtraction word problem using models
	Activity 5 (20 min): Class practice Activity 6 (20 min): Solve word problems involving 2 steps (addition followed by subtraction)
	Activity 7 (20 min): Solve word problems involving 2 steps (subtraction followed by addition) Let's Try... Activity 8 (20 min): Individual practice page 49 Student's Book. h.w workbook 2A worksheet 9
	<b>iv. Adding and Subtracting Mentally</b> Activity 1 (10 min): Mentally add ones to a 2-digit or 3-digit number Activity 2 (15 min): Mentally add tens to a 2-digit or 3-digit number Activity 3 (15 min): Mentally add hundreds to a 2-digit or 3 digit number
	Activity 4 (10 min): Mentally subtract ones from a 2-digit or 3-digit number Activity 5 (15 min): Mentally tens subtract from a 2-digit or 3-digit number Activity 6 (15 min): Mentally subtract hundreds from a 2-digit or 3-digit number
Week5 16 – 20 Sep 2019	Let's Try... Activity 7 (10 min): Individual practice 1. ex pg 53 Student's Book. h.w workbook 2A worksheet 10
	Practice 2
	Fun With Maths Activity 8 (10 min): Challenging activity game pg 54 Student's Book. Revision (20 min) Revise and go through pupils' homework.
	<b>Test</b>
	<b>Unit 3 Multiplying by 2 and 3</b> <b>i. Multiplying by 2</b> Activity 1 (20 min): Grasp the concept of multiplication as repeated addition Activity 2 (20 min): Grasp the concept of multiplication as grouping of items
	Activity 3 (30 min): Multiply by 2 Activity 4 (10 min): Class practice
Week 6 23 – 27 Sep 2019	Activity 6 (20 min): Individual practice 1. ex pg 61 Student's Book h.w workbook 2A worksheet 11
	<b>ii. Multiplying by 3</b> Activity 1 (15 min): Recall the Multiplication Table of 2 Activity 2 (25 min): Multiply by 3
	Activity 3 (15 min): Class practice Activity 4 (25 min): Know by heart the Multiplication Table of 3
	Let's Think Activity 5 (20 min): enhance learning 1. pg 66 Student's Book. Let's Try... Activity 6 (20 min): Individual practice 1. ex pg 67 Student's Book. h.w workbook 2A worksheet 12
	<b>iii. Word Problems</b> Activity 1 (40 min): Solve word problems involving multiplying by 2 and 3
	Let's Try... Activity 2 (20 min): Individual practice 1. pg 70 Student's Book h.w workbook 2A worksheet 13
Week 7 30 Sep – 4 Oct 2019	Practice 3
	Activity 3 (20 min): Challenging activity to enhance learning 1. page 71 Student's Book
	Revision 1
	Revision 2
	Test+Test



Week 8 7 – 11 Oct 2019	<b>Unit 4 Dividing by 2 and 3</b> <b>i. Dividing by 2</b> Activity 1 (15 min): Recall the Multiplication Table of 2 Activity 2 (25 min): Grasp the concept of division as in finding the number of items in a group
	Activity 3 (25 min): Grasp the concept of division as in finding the number of equal groups Activity 4 (15 min): Divide by 2
	Activity 5 (20 min): Relate multiplication and division Activity 6 (10 min): Class practice 1. pg 73–75 Student’s Book. Let’s Try... Activity 7 (10 min): Individual practice 1. ex page 76 Student’s Book h.w workbook 2A worksheet 14
	review the multiplication tables of 2
	review the multiplication tables of 3.
	Recap
Week 9 14 – 18 Oct 2019	<b>ii. Dividing by 3</b> Activity 1 (20 min): Recall the Multiplication Table of 3 Activity 2 (20 min): Recall the concept of division
	Activity 3 (20 min): Divide by 3 Activity 4 (20 min): Relate multiplication and division
	Activity 5 (20 min): Class practice 1. 77–80 Student’s Book. Let’s Try... Activity 6 (20 min): Individual practice 1. ex pg 81 Student’s Book. h.w workbook 2A worksheet 15
	<b>iii. Word Problems</b> Activity 1 (30 min): Solve word problems involving dividing by 2 and 3 Activity 2 (10 min): Individual practice pg 84 Student’s Book h.w workbook 2A worksheet 16
	Practice 4 Revision
	<b>Test</b>
Week 10 21 – 25 Oct 2019	<b>Unit 5: Money</b> <b>i. RUPEES AND PAISE</b> Activity 1 (20 min): Recall the different denominations of coins and notes in the Pakistani currency Activity 2 (20 min): Count in Rupees and Paise and write the amount in decimal notation
	Activity 3 (20 min): Count in rupees only and write the amount in decimal notation Activity 4 (20 min): Count in paise only and write the amount in decimal notation
	Activity 5 (20 min): Class practice 1. 87–88 Student’s Book. Let’s Try... Activity 6 (30 min): Individual practice 1. ex pg 89 Student’s Book. HW Workbook 2A—Worksheet 17.
	<b>ii. CHANGING RUPEES AND PAISE</b> Activity 1 (20 min): Convert money in paise to decimal notation Activity 2 (20 min): Convert money in decimal notation to paise
	Activity 3 (20 min): Class exercise 1. page 90 Student’s Book Activity 4 (20 min): Work in pairs to practise converting paise to rupees and vice versa
	Let’s Explore Activity 5 (20 min): Group activity to enhance learning Let’s Try... Activity 6 (20 min): Individual practice 1. expg 92 Student’s Book. Homework Workbook 2A—Worksheet 18.

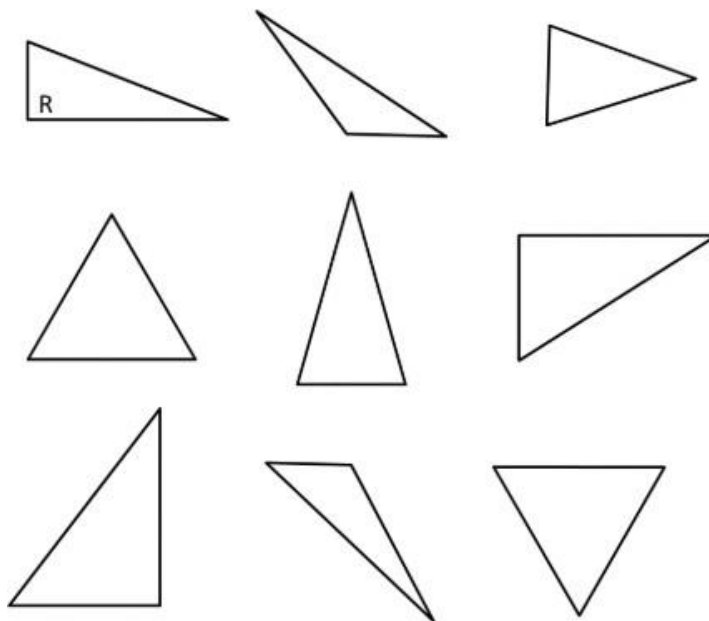
Week 11 28 Oct – 1 Nov 2019	<b>iii. COMPARING MONEY</b> Activity 1 (20 min): Compare two amounts of money in paise only using ‘greater than’, ‘more than’, ‘smaller than’, ‘less than’, ‘more’, and ‘less’ Activity 2 (20 min): Compare two amounts of money in rupees only using ‘greater than’, ‘more than’, ‘smaller than’, ‘less than’, ‘more’, and ‘less’
	Activity 3 (20 min): Compare two amounts of money in rupees and paise using ‘greater than’, ‘more than’, ‘smaller than’, ‘less than’, ‘more’, and ‘less’ Activity 4 (20 min): Compare 3 amounts of money using ‘the largest’ and ‘the smallest’
	Activity 5 (15 min): Class practice 1. pg 93–97 Student’s Book. Let’s Explore Activity 6 (10 min): activity pg 97 Student’s Book. Let’s Try... Activity 7 (15 min): Individual practice 1. expg 98 Student’s Book. Homework Ask pupils to do Workbook 2A—Worksheet 19
	Test
	<b>Unit 6 Shapes and Patterns</b> <b>i. Semi Circles and Quarter Circles</b> Activity 1 (15 min): Introduce semicircles Activity 2 (15 min): Introduce quarter circles Activity 3 (10 min): Identify semicircles and quarter circles in a figure
	Activity 4 (25 min): Create figures using semicircles and quarter circles Let’s Try... Activity 5 (15 min): Individual practice 1. ex pg 107 Student’s Book. Homework Workbook 2A—Worksheet 21.
Week 12 4 – 8 Nov 2019	<b>ii. MAKING FIGURES FROM SHAPES</b> Activity 1 (20 min): Recall the basic shapes—rectangle, square, triangle and circle Activity 2 (20 min): Identify basic shapes that make up a figure Activity 3 (40 min): Form 2-D figures from cut-outs of basic shapes Let’s Try... Activity 4 (20 min): Individual practice 1. ex pg 110 Student’s Book. Homework Workbook 2A—Worksheet 22.
	<b>iii. FORMING PATTERNS</b> Activity 1 (20 min): Make and complete patterns of 2-D cut-outs according to change in shape Activity 2 (20 min): Make and complete patterns of 2-D cut-outs according to change in size
	Activity 3 (20 min): Make and complete patterns of 2-D cut-outs according to change in orientation Activity 4 (20 min): Make and complete patterns of 2-D cut-outs according to change in colours
	Activity 5 (10 min): Class practice 1. pg 112 Student’s Book. Let’s Think Activity 6 (15 min): pg 113 Student’s Book. Let’s Try... Activity 7 (15 min): Individual practice 1. ex pg 114 Student’s Book. Homework Workbook 2A—Worksheet 23 and Practice 6.
	<b>Unit 7: Lines, Curves and Surfaces</b> <b>i. STRAIGHT LINES AND CURVES</b> Activity 1 (20 min): Identify lines and curves Activity 2 (20 min): Game to identify straight lines and curves
	Let’s Think Activity 3 (20 min): practice Exercise (A)&(B) pg 119 Student’s Book. Let’s Try... Activity 4 (20 min): Individual practice 1. ex pg 120 Student’s Book. Homework Workbook 2A—Worksheet 24
Week 13 11 – 15 Nov 2019	<b>ii. FLAT SURFACES</b> Activity 1 (40 min): Identify flat surfaces of 3-D objects Activity 2 (40 min): Identify flat surfaces by feeling the objects Let’s Try... Activity 3 (20 min): Individual practice 1. ex pg 124–125 Student’s Book. Homework Ask the pupils to do Workbook 2A—Worksheet 25.
	<b>iii. FORMING 3-D FIGURES</b> Activity 1 (20 min): Introduce cube, cuboid, cone, and cylinder Activity 2 (20 min): Form 3-D figures using the solids.

Week14 18 – 22 Nov 2019	Let's Explore Activity 3 (20 min): activity pg 127 Student's Book (20 min): Workbook 2A—Practice 7.
	Revision 3
	Revision 4
	Revision
	Revision
	Revision
Week 15 25 – 29 Nov 2019	Revision
Week 16 2 – 6 Dec 2019	Revision
Week 17 9 – 13 Dec 2019	Revision
Week 18 Dec 16 – 20 Dec 2019	<b>MID TERM EXAMS</b>
Week 19 Dec 23 – 27 Dec 2019	<b>MID TERM EXAMS</b>
Week Dec	Winter holidays

**December Exam Outlines      Tables 1-6**  
**Unit 1 Numbers to 1000:**  
**Unit 2 Addition and Subtraction within 1000**  
**Unit 3 Multiplying by 2 and 3**  
**Unit 4 Dividing by 2 and 3**  
**Unit 5: Money**  
**Unit 6 Shapes and Patterns**  
**Unit 7: Lines, Curves and Surfaces**





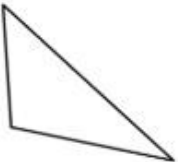

**TERM I Grade 2  
Mathematics Project**

- Equilateral triangles have all sides and angles equal. Shade these yellow.
- Isosceles triangles have 2 sides and angles equal. Shade these green.
- Right triangles have a right angle. Write an R inside these.
- Obtuse triangles have an obtuse angle. Write on O inside these



**IDENTIFY 2D SHAPES**

Name the shapes. Write the number of sides and corners for each shape.  
Rectangle – Square- Scalene triangle – Isosceles triangle – Parallelogram

		
Sides: Corners: Name of shape	Sides: Corners: Name of shape	Sides: Corners: Name of shape
		
Sides: Corners: Name of shape	Sides: Corners: Name of shape	Sides: Corners: Name of shape

**TERM I 2019- 20**  
**Grade 2 Computers**

Week 1 19 – 23 Aug 2019	<b>Unit 1 Working with text: Going on holiday</b> 1.1 Using the keyboard + 1.2 Deleting and full stops 1.3 Powerful words + 1.4 Line spaces
Week 2 26 – 30 Aug 2019	1.3 Powerful words + 1.4 Line spaces
Week 3 2 – 6 Sep 2019	Making words look special + 1.5 Making words look special Editing your writing + What you have learned
Week 4 9 – 13 Sep 2019	<b>Unit 2 Multimedia: Holiday images</b> 2.1 Choosing clipart pictures + 2.2 Words and pictures together 2.3 Using borders and effects + 2.4 Using text boxes
Week 5 16 – 20 Sep 2019	2.5 Using Word Art + 2.6 Designing a page 2.5 Using Word Art + 2.6 Designing a page
Week 6 23 – 27 Sep 2019	What you have learned
Week 7 30 Sep – 4 Oct 2019	<b>Unit 3 The internet: Learning with the internet</b> 3.1 Search engines + 3.2 Bookmarks and favourites 3.3 Bookmarking websites + 3.4 All about tags
Week 8 7 – 11 Oct 2019	3.5 finding links + 3.6 Is it true What you have learned
Week 9 14 – 18 Oct 2019	-Create and export digital graphics to use in game play. -create a simple space invader game
Week 10 21 – 25 Oct 2019	-Apply advanced design concepts to create a complex game. -Create character profiles
Week 11 28 Oct – 1 Nov 2019	-Podcast -Podcast continued
Week 12 4 – 8 Nov 2019	-Discover the history of the World Wide Web. -Outline the key advancements in computer development
Week 13 11 – 15 Nov 2019	-Create an eBook based on research findings. -Enhance layout with images, audio and video
Week 14 18 – 22 Nov 2019	Revision
Week 15 25 – 29 Nov 2019	Revision
Week 16 2 – 6 Dec 2019	Revisions
Week 17 9 – 13 Dec 2019	Revision
Week 18 Dec 16 – 20 Dec 2019	<b>MID TERM EXAMS</b>
Week 19 Dec 23 – 27 Dec 2019	<b>MID TERM EXAMS</b>
Week Dec	Winter holidays

Unit 1 Working with text: Going on holiday  
Unit 3 The internet: Learning with the internet

Unit 2 Multimedia: Holiday images

**TERM I 2019- 20**  
**Grade 2 English Language**

<p>Week 1 19 – 23 Aug 2019</p>	<p><b>Vowels (concept revision from grade 1)Word Work Unit 6 (pg14-15)</b> -Practice-pg14 – More to Think About pg 15 – Now try these Ex 1+2 pg 15 - Usage of a - an - Usage of is – are – am</p>
<p>Week 2 26 – 30 Aug 2019</p>	<p><b>Grammar &amp; Punctuation pg 4 Unit 1</b> -CW: G&amp;P pg4 <u>Practice</u> -CW G&amp;P pg 5 <u>Making Sure</u> -CW G&amp;P pg 5 <u>Practice your Punctuation.</u> -CW <u>Worksheet</u> Fill in the Blanks with these – those – this – that -CW Definitions of noun and verbs orally <u>Worksheet</u> nouns and verbs</p>
<p>Week 3 2 – 6 Sep 2019</p>	<p><b>DP:</b> Pupil Book 2 Unit 1 pg 4 - CW Comprehension ex A+B <b>SP:</b> Pupil Book 2 pg 5 – Long <i>i</i> sound – CW pg 5 ex A+B <b>SP:</b> Usage of I <u>Worksheet</u> <b>SP:</b> CW Words rhyming with ime- ine- ice - H.W Skills book Unit 1 <b>DP: Composition</b> “ Learning to_” ( instruction writing) ( Display in school entrance)</p>
<p>Week 4 9 – 13 Sep 2019</p>	<p><b>DP:</b> Pupil Book 2 Unit 2 pg 6 “ Shoe Shuffle” - CW pg 7 ex A+B Different Shoes. <b>SP:</b> Pupil Book 2 pg 7 “ Interesting Sounds”. CW ex A+B – HW How many sentences are there in ‘ Shoe Shuffle?’ <b>SP:</b> Grammar &amp;Punctuation Unit 2 pg 6 ‘ Questions’ CW: Practice pg 6 Questions – Making Sure pg 6 - HW Practise your Punctuation pg 7. <b>SP:</b> Word Work pg 6+7 - CW ex’s to be completed <b>DP:</b> Pupil Book pg 7 ‘ Your New Shoes’ - Composition. ( narrative writing)</p>
<p>Week5 16 – 20 Sep 2019</p>	<p><b>DP:</b> Pupil Book Unit 3 ‘ The Pain’ – CW pg9 ex A+B <b>SP:</b> Pupil Book 2 pg 9 - CW ai words. Ex A <b>SP:</b> Grammar &amp;Punctuation Unit 3 pg 8 Nouns. CW: Practice pg8 – Making Sure pg 9 - HW: pg 9 Practice your punctuation. <b>SP:</b> Pupil Book2 pg 9 ex B – Complete for HW. <b>DP:</b> Pupil Book 2 pg 9 Instructions. CW: Composition ‘ <b>How to Annoy your Big Sister.</b>” (Instructions) (Display in school entrance) - -HW: skills book pg 4</p>
<p>Week 6 23 – 27 Sep 2019</p>	<p><b>DP:</b> Pupil Book2 Unit 4 pg10 ‘ Sorry Miss’ - CW: Telling the Truth pg 11 ex A+B HW: sentences of - dwarf – circus – wave – garden - wet – dry <b>SP:</b> Pupil Book 2 Unit 4 pg10 Proper Nouns CW: Practice – Making Sure 1+2+3 - HW: Practice your Punctuation pg 11 <b>SP:</b> Word Work Unit 1 pg4 <u>oo</u> and <u>u</u> CW: Practice pg4 – More to think About pg5 – Now try these ex1+2 pg5 HW: Pupil Book 2 pg11 The Short oo sound. Ex A+B <b>SP:</b> Grammar &amp; Punctuation Unit 5 pg12 Verbs - CW Practice pg12 – Making Sure pg13 HW: Grammar and Punctuation pg13 Practise your Punctuation. <b>DP:</b> Pupil Book 2 pg 11 ‘Making Excuses’ CW: Composition ‘ Sorry Miss’ – HW: Skills Book pg 5</p>
<p>Week 7 30 Sep – 4 Oct 2019</p>	<p>Revision and tests of: (vowel , consonant) – (is , are , am ,) –( this, that , these , those) –(A, an) Nouns, Proper Nouns, Verbs, Punctuation: capital letter, I , Proper nouns , full stop , question mark. Spellings: ine- ime- ice- ai- oo short oo long- Animal sounds Unseen Comprehension(Identify title, author, narrator) Composition: Writing in the style of authors ( descriptive, narrative and Instruction)</p>
<p>Week 8 7 – 11 Oct 2019</p>	<p><b>DP:</b> Pupil Book Unit 5 pg12 ‘ Ammajan’s Quilt’ CW: pg 13 ex A+B - HW: skills Book pg6 <b>SP:</b> Word Work Unit 3 pg8 – CW: Practice pg8 – More to Think About pg 9 - HW: Now Try These pg9 ex1+2 <b>SP:</b> Word Work Unit 7 pg16 ow- ou CW: Practice pg17 – More to Think About pg17 - HW: Now Try These pg17 ex 1+2 <b>SP:</b> Pupil Book pg13 Clothing CW: ex A+B <b>DP:</b> Pupil Book pg13 Party Clothes. - CW: <b>Composition Party Clothes.</b> (Descriptive writing:we use our 5 senses to describe) HW: <b>Designing Clothes.</b> ( Display in school entrance)</p>

Week 9 14 – 18 Oct 2019	<p><b>DP:</b> Pupil Book Unit 6 pg14 Tall Inside - CW: pg15 ex A+B</p> <p><b>SP:</b> Word Work Unit 5 oi-oy CW: Practice pg12 – More to Think About pg 13</p> <p><b>SP:</b> Pupil Book pg 15 Making things right – CW: ex A+B - HW: oi- oy words and sentences.</p> <p><b>SP:</b> Skills Book pg 7 - HW words with oy-oi-ow-ou</p> <p><b>DP:</b>Pupil Book pg 15 <b>Your Feelings Composition</b>(descriptive) (<b>Display in school</b>)</p>
Week 10 21 – 25 Oct 2019	<p><b>DP:</b> Pupil Book Unit 7 – CW: pg 17 ex A+B</p> <p><b>SP:</b> Pupil Book pg 17 ar words - CW: ex A+B</p> <p><b>SP:</b> Word Work Unit 10 pg 22 Compound Words – CW: Practice pg 22</p> <p>More to Think About pg 23 – Now Try These1 - HW Compound Words sentences</p> <p><b>SP:</b> Skills Book Unit 7 pg 8 Pets.</p> <p><b>DP:</b> Pupil Book pg 17 <b>Different sorts of homes.</b>(descriptive writing) (<b>Display in school</b>)</p>
Week 11 28 Oct – 1 Nov 2019	<p><b>DP:</b> Pupil Book2 Unit 8 pg18 A Worm’s Eye View CW: Pg 18 Looking After Asad ex A+B</p> <p><b>SP:</b> Pupil Book2 Unit 8 pg 19 The ou sound – CW: ex A+B – Skills Book pg 9 - HW: Make 2 words with ou and use them in sentences .</p> <p><b>SP:</b> Word Work Unit 8 pg 18 Antonyms- CW: Practice- More to think about – Now try these HW: Write the antonyms then use the antonyms in sentences</p> <p><b>SP:</b> Grammar and Punctuation Unit 10 pg 22 Matching verbs with nouns( is- are) CW: Practice – Making Sure – Practise your punctuation.</p> <p><b>DP:</b> Composition Pupil Book Unit 8 (NARRATIVE WRITING)</p>
Week 12 4 – 8 Nov 2019	<p><b>DP:</b> Pupil Book Unit 9 pg 20 Home Grown CW: Making a Creature ex A+B</p> <p><b>SP:</b> Pupil Book pg 21 Correct Order - CW: Ex A+B (Instruction Writing)</p> <p><b>SP:</b> Grammar and Punctuation Unit 7 pg 16 Writing Sentences. CW: Practice + Making Sure – HW: pg 17 Practise your Punctuation.</p> <p><b>SP:</b> Word Work Unit 4 pg 10 ed-ing CW: Practise – More to think about – Now try These</p> <p><b>DP:</b> <b>Instructions</b> ( composition)</p>
Week 13 11 – 15 Nov 2019	<p><b>DP:</b> Pupil Book Unit 10 pg 22 – CW The Story pg 23 ex A+B</p> <p><b>SP:</b> CW: Pupil Book pg 23 Past Tense ex A+B</p> <p><b>SP:</b> Grammar &amp;Punctuation Unit 11 pg 24+25 Past Tense. CW: Practice+ Making Sure - HW: Change into Past tense then use them in sentences</p> <p><b>SP:</b> Skills Book pg 11 Instructions writing How to Make an Angel</p> <p><b>DP:</b> Pupil Book 2 pg 23 – Narrative writing. Sara Sheikh.</p>
Week14 18 – 22 Nov 2019	<p><b>DP:</b> Pupil Book Unit 11 pg 24 The Frog and the Little Girl. CW: pg 25 Comprehension ex A+B</p> <p><b>SP:</b> Pupil Book pg 25 ph sound – CW: PG 25 ph Sound ex A+B HW: 4 words of ph sound use them in sentences</p> <p><b>SP:</b> Word Work Unit 16 pg 36 – CW: pg 36 Practice – More to think about pg 37 HW: Word Work pg 37 Now Try These ex 1+2</p> <p><b>SP:</b> CW: Change into past tense – Fill in the blanks with past tense. <u>Worksheet.</u> HW: Skills Book pg 12 Traditional Stories.</p> <p><b>DP:</b> Pupil Book pg 25 Continuing the story: Story Writing.</p>
Week 15 25 – 29 Nov 2019	<p><b>Revision:</b> Comprehension unseen ( title – author- characters) Grammar: Nouns( Common – Proper) Verbs( present- past) Adjectives – compound words – antonyms Spelling : i-e, - ai , pp(short/long ) ar – ow- ou- oi- oy – wh- ph Punctuation: Capital letters – I – full stop – question mark – Composition: Narrative – descriptive – instructions- Story ( beginning – middle- end)</p>
Week 16 2 – 6 Dec 2019	‘
Week 17 9 – 13 Dec 2019	‘
Week 18 Dec 16 – 20 Dec 2019	<b>MID TERM EXAMS</b>
Week 19 Dec 23 – 27 Dec 2019	<b>MID TERM EXAMS</b>
Week Dec	<b>Winter holidays</b>

## PROJECT: Colour Poem

**Teachers' note** As an introduction to the activity you could read the extract from the poem with the children.

Do any colours make them think of sounds or textures or feelings? Eg red anger/love – green calm/sleep

Which colours make them think of quiet, calm things and which make them think of noisy things?

Discuss how each colour makes them think according to senses. Discuss the adjectives.

Write them on the board for the weak students to use.

Encourage students to illustrate the things for example , yellow is the sun, illustrate sun beside it.

Yellow smells like sunflowers , illustrate sunflowers beside it

### A colour Poem Rubric

	3	2	1
Poem directions	Written according to directions	Mostly followed directions	Little evidence directions followed
creativity	Very creative ideas and illustrations	Some creative ideas and illustrations	Few or no creative ideas and illustrations
conventions	Strong grammar , capitalization spelling and punctuation	Limited grammar , capitalization spelling and punctuation	Inadequate grammar , capitalization spelling and punctuation
total			

Overall neatness 1



# Color Poem

- \* A poem that uses the 5 senses to describe a color.
- \* Try to paint a picture using descriptive words.

Use the example below:

Yellow **is** the color of happiness.  
Yellow **is** a bright sun or a canary in the sky.  
Yellow **smells like** fresh sunflowers.  
Yellow **tastes like** buttery popcorn.  
Yellow **sounds like** animals at the zoo.  
Yellow **looks like** a tall glass of lemonade.  
Yellow **feels like** sunrays beating down.  
Yellow **makes me** smile.  
Yellow **is** a color that will brighten your day.

# Color Poem

by \_\_\_\_\_

\_\_\_\_\_ **is** \_\_\_\_\_

\_\_\_\_\_ **smells like** \_\_\_\_\_

\_\_\_\_\_ **tastes like** \_\_\_\_\_

\_\_\_\_\_ **sounds like** \_\_\_\_\_

\_\_\_\_\_ **looks like** \_\_\_\_\_

\_\_\_\_\_ **feels like** \_\_\_\_\_

\_\_\_\_\_ **makes me** \_\_\_\_\_

\_\_\_\_\_ **is a colour that will** \_\_\_\_\_

\_\_\_\_\_

**TERM I 2019- 20**

**Grade 2 Science**

<p>Week 1 19 – 23 Aug 2019</p>	<p><b>Unit1. My wonderful body</b>                      - skeleton                      –<b>C.W:</b> My Body worksheet 1                      -bones <b>C.W:</b> worksheet bones                      - functions of skeleton , muscles and heart -<b>C.W</b> worksheet 3-<b>H.W</b> worksheet 4                      - muscles and bones - <b>C.W</b> worksheet 5 in class.-<b>H.W</b> worksheet 6</p>
<p>Week 2 26 – 30 Aug 2019</p>	<p>-Recap Bones and Muscles - <b>CW:</b>Fill in the blanks - <b>HW:</b>activity bk activity 1.1                      -<b>C.W</b> worksheet 7                      - <b>C.W</b> Worksheet 9 - <b>HW:</b> Activity bk activity1.2                      - Self check PB pg 11                      - Test</p>
<p>Week 3 2 – 6 Sep 2019</p>	<p><b>Unit 2.Amazing animals</b>                      - habitat - <b>CW:</b> worksheet animals and habitat                      - <b>CW:</b> worksheet. Habitat Hunt 1                      - <b>CW:</b> worksheet Habitat Hunt 2                      - Life cycle of a frog and butterfly                      - Forest Habitat- <b>CW:</b> Worksheet forest habitat</p>
<p>Week 4 9 – 13 Sep 2019</p>	<p>- desert habitat <b>CW:</b> Worksheet desert habitat                      - Ocean habitat <b>CW:</b> Worksheet Ocean habitat – <b>HW:</b> Activity bk activity 2.1+2.2                      - Useful and harmful animals - <b>CW:</b> Worksheet – <b>HW:</b> Activity bk activity 2.3                      - Test 1                      - Test 2</p>
<p>Week5 16 – 20 Sep 2019</p>	<p><b>Unit 3. Plants</b>                      - pg 32-35- <b>CW:</b> Worksheet Land Plants                      -pg 36-39 - <b>CW:</b> Activity bk , activity 3.1                      - pg 40-43 - <b>CW:</b> At a glance pg 44-45 – <b>HW:</b> activity bk activity 3.2                      - Life cycle of a seed <b>CW:</b> worksheet Life cycle of a Plant                      - Test</p>
<p>Week 6 23 – 27 Sep 2019</p>	<p><b>Unit 4. Air</b>                      - Air is everywhere - <b>CW:</b> Worksheet Air Observation                      - PB pg 46- 49 - <b>CW:</b> Worksheets Things that need air                      - PB pg 50-51 - <b>CW:</b> Activity bk activity 4.1                      - PB pg 52-53                      - PB pg 54-55 - <b>CW:</b> Worksheet Reduce, Reuse, Recycle 1 - <b>HW:</b> PB pg 56-57 in bk</p>
<p>Week 7 30 Sep – 4 Oct 2019</p>	<p>- <b>CW:</b> Worksheet Reduce, Reuse, Recycle 2                      - Test Unit 4 a-c                      - Test Unit 4 d-f  <b>Unit 5 Water</b>                      -PB pg 58- 59 - <b>CW:</b> Worksheet Properties and states of water                      - PB pg 60-63 - <b>CW:</b> Activity bk activity 5.1</p>
<p>Week 8 7 – 11 Oct 2019</p>	<p>- Mixture and water 1                      -Mixtures and water 2                      - <b>PB pg 66-67</b> - <b>CW:</b> Activity bk activity 5.2 - <b>HW:</b> PB pg 68-69 in the book                      - Worksheet mixtures                      -Test</p>
<p>Week 9 14 – 18 Oct 2019</p>	<p><b>Unit 6 In the ground</b>                      - PB pg 70-71rocks and soil                      - PB pg 72-75 Classify rocks                      - Rock classification - <b>CW:</b> Worksheet Rocks 1                      - PB pg 76-79 Recap rock classification - <b>CW:</b> Activity bk activity 6.1                      - PB pg 80-81 Soil helps plants grow - <b>CW:</b> Activity bk activity 6.2 –  <b>HW:</b> PB pg 83 self check</p>
<p>Week 10 21 – 25 Oct 2019</p>	<p>- <b>CW:</b> Worksheet Rocks 2                      - Test Worksheet Rocks 2  <b>Unit 7 Day and night</b>                      - PB pg 84-87 Differences between day and night <b>CW:</b> Worksheet Sunrise-Sunset                      - PB pg 88-89. Day and night time activities <b>CW:</b> Activity bk activity 7.1                      - PB pg 90-93.Phases of the moon <b>CW:</b> Activity bk activity 7.2 and 7.3</p>

Week 11 28 Oct – 1 Nov 2019	<ul style="list-style-type: none"> <li>- PB pg 95 - <b>CW:</b> Self Check</li> <li>- Worksheet Unit 7</li> <li>- Test Worksheet Unit 7</li> </ul> <p><b>Unit 8 The seasons</b></p> <ul style="list-style-type: none"> <li>- PB pg 98-99. observe describe spring - <b>CW:</b> ws spring</li> <li>- PB pg 100-101 observe describe summer - <b>CW:</b> worksheet summer</li> </ul>
Week 12 4 – 8 Nov 2019	<ul style="list-style-type: none"> <li>- PB pg 102-103 observe describe autumn <b>CW:</b> worksheet autumn</li> <li>- PB pg 104-105 observe describe autumn <b>CW:</b> worksheet winter</li> <li>- Activity bk activity 8.2 + 8.3 - PB pg 110-111 Self check</li> <li>- <b>HW:</b> Activity bk activity 8.1</li> <li>- Test Unit 8</li> </ul>
Week 13 11 – 15 Nov 2019	Project
Week14 18 – 22 Nov 2019	Revisions
Week 15 25 – 29 Nov 2019	Revisions
Week 16 2 – 6 Dec 2019	Revisions
Week 17 9 – 13 Dec 2019	revision
Week 18 Dec 16 – 20 Dec 2019	<b>MID TERM EXAMS</b>
Week 19 Dec 23 – 27 Dec 2019	<b>MID TERM EXAMS</b>
Week Dec	Winter holidays

Unit1. My wonderful body  
Unit 4. Air  
Unit 7 Day and night

Unit 2. Amazing animals  
Unit 5 Water  
Unit 8 The seasons

Unit 3. Plants  
Unit 6 In the ground

## Grade 2 Art Syllabus

PROJECT NO	LESSON TITLE	WEEK	NO OF CLASS ES	MATERIALS	SKILL	CONCEPT LEARNED
1	<b>COLOR WHEEL</b>	1 19 AUG-30 AUG	2	<ul style="list-style-type: none"> <li>• Color pencils</li> <li>• Print outs</li> </ul>	Introduction and Rules.	Students will learn about color theory and how color made.
2	<b>GRAPHIC DESIGN</b>	2 2 SEP – 14 SEP	4	<ul style="list-style-type: none"> <li>• Color pencils</li> <li>• Markers</li> <li>• Oil pastels</li> </ul>	Name design	composition
3	<b>CLAY SEA ANIMALS</b>	3-5 16 SEP- 18OCT	10	<ul style="list-style-type: none"> <li>• Clay</li> <li>• Acrylic paints</li> <li>• varnish</li> </ul>	Intro / making of selected sea animals. Paint them when dried and glaze them with varnish.	Making sea animals by using different techniques like pinch pot, score, slip and coil. The glaze them with varnish.
4	<b>GEORGIA O KEEFEE FLOWERS</b>	6-8 21 OCT-8 NOV	6	<ul style="list-style-type: none"> <li>• Black paper</li> <li>• Oil pastels</li> </ul>	Introduction, sketch, draw and paint	Emphasis warm and cool colors/ composition/ wax resist
5	<b>ERIC CARLA COLLAGE</b>	9-11 11 NOV-29 NOV	6	<ul style="list-style-type: none"> <li>• Oil pastels</li> <li>• Water color</li> <li>• Colored papers</li> </ul>	Introduction, sketch, draw and paint	Eric Carla inspired collage with secondary colors.

# اسلام آباد کالج آف آرٹس اینڈ سائنسز

پہلی سہ ماہی ۲۰۱۹ء

برائے جماعت دوم

جماعت کا کام: اسے تک، جوڑ توڑ، کتاب الف سے اردو کا حمد صفحہ ۱، کتاب الف سے اردو کا سبق حروف تہجی صفحہ ۲۔	ہفتہ ۱ ۱۹ اگست تا ۲۳ اگست
گھر کا کام: سبق حمد کی دہرائی، کتاب الف سے اردو کا صفحہ ۱۳ الفاظ بنائیں۔	
جماعت کا کام: کتاب الف سے اردو کا صفحہ ۴ حروف الگ کریں، ترتیب درست کر کے الفاظ بنا لیں، کتاب کہانی خزانہ کا سبق چڑیا اور چڑے کی کہانی صفحہ ۲ سے ۱۵ تک، الفاظ کے معنی، املاء کے الفاظ گھر کا کام: کتاب الف سے اردو کے صفحہ ۲ کا ٹیسٹ، سبق چڑیا اور چڑے کی کہانی کی دہرائی۔	ہفتہ ۲ ۲۶ اگست تا ۳۰ اگست
جماعت کا کام: کتاب الف سے اردو کا سبق الفاظ کا کھیل صفحہ ۵، حروف تہجی کی ترتیب درست کریں صفحہ ۶، لفظ کے حصے صفحہ ۷، سبق جملہ صفحہ ۸، کتاب کہانی خزانہ کا صفحہ ۱۲ جملے مکمل کریں۔	ہفتہ ۳ ۲ ستمبر تا ۶ ستمبر
گھر کا کام: کتاب الف سے اردو کا صفحہ ۷ کا آدھا حصہ، کتاب الف سے اردو کے صفحہ ۶ کا ٹیسٹ	
جماعت کا کام: کتاب الف سے اردو کا صفحہ ۹ پوچھنے والے جملے، سبق ابوسوچ میں پڑ گئے صفحہ ۱۰، ۱۱، کتاب الف سے اردو کا سبق اسم صفحہ ۱۲، کتاب کہانی خزانہ کا صفحہ ۱۷ دیکھیں اور لکھیں۔	ہفتہ ۴ ۹ ستمبر تا ۱۳ ستمبر
گھر کا کام: سبق اسم کی دہرائی، جملے بنائیں (جھولے، تالاب، پھل، سورج، درخت)، سبق جملہ کا ٹیسٹ	
جماعت کا کام: کتاب الف سے اردو ایسے جملے جن میں اسم ہو صفحہ ۱۳، واحد جمع، کتاب کہانی خزانہ کا سبق مانوبلی سوچ کے کتا صفحہ ۲۲ سے ۲۶ تک، الفاظ معنی	ہفتہ ۵ ۱۶ ستمبر تا ۲۰ ستمبر
گھر کا کام: سبق اسم کا ٹیسٹ، سبق مانوبلی سوچ کے گپا کی دہرائی۔	
جماعت کا کام: کتاب الف سے اردو کا سبق کہانی صفحہ ۱۰، تصویر دیکھ کر کہانی لکھیں جھوٹ کی سزا صفحہ ۱۰۸، ۱۰۹، کتاب کہانی خزانہ کا صفحہ ۲۷ سوچیں اور لکھیں، سبق مانوبلی کے املاء کے الفاظ۔	ہفتہ ۶ ۲۳ ستمبر تا ۲۷ ستمبر
گھر کا کام: واحد جمع کا ٹیسٹ، سبق کہانی کی دہرائی	
جماعت کا کام: تفہیم موسم صفحہ ۸۲، ۸۳، ۸۴، ۸۵۔ مذکورہ ٹیکسٹ، کتاب کہانی خزانہ کا سبق ہائے درد ہائے درد صفحہ ۳۲ سے ۳۹ تک۔	ہفتہ ۷ ۳۰ ستمبر تا ۴ اکتوبر
گھر کا کام: مذکورہ ٹیکسٹ کا ٹیسٹ، کتاب الف سے اردو کا صفحہ ۸۵، سبق ہائے درد ہائے درد کی دہرائی۔	
جماعت کا کام: کتاب الف سے اردو کا سبق ہ کی کہانی صفحہ ۱۴، ہ کی اشکال پہچانیں صفحہ ۱۵، مضمون (میرا بھائی) کتاب کہانی خزانہ کا صفحہ ۴۰ جملے درست تصویر کے ساتھ لکھیں، ایک لفظ سے کئی الفاظ بنائیں صفحہ ۴۱	ہفتہ ۸ ۷ اکتوبر تا ۱۱ اکتوبر
گھر کا کام: سبق ہ کی کہانی کی دہرائی، سبق ہ کا ٹیسٹ۔	

جماعت کا کام: کتاب الف سے اردو کا سبق فعل صفحہ ۱۷، فعل پہچان کر لکھیں صفحہ ۱۸، فعل کی تعریف، ایسے جملے جن میں فعل موجود ہو صفحہ ۲۰، تفہیم سلمان اور سارہ صفحہ ۱۸۸ اور ۸۹۔ گھر کا کام: سبق فعل کی دہرائی، کتاب الف سے اردو مناسب فعل لکھیں صفحہ ۱۹، املاء کے الفاظ کا ٹیسٹ۔	ہفتہ ۹ ۱۳ اکتوبر تا ۱۸ اکتوبر
جماعت کا کام: کتاب الف سے اردو کا سبق ہے اور ہیں کا استعمال صفحہ ۲۷، ایسے جملے جن میں ہے اور ہیں کا استعمال ہو صفحہ ۲۸، کہانی خزانہ کا سبق شہد کی مکھی صفحہ ۲۸، ۲۹، ۳۰، ۳۱۔ گھر کا کام: سبق فعل کا ٹیسٹ، سبق شہد کی مکھی کی دہرائی، ایسے جملے جن میں ہے اور ہیں استعمال ہو۔	ہفتہ ۱۰ ۲۱ اکتوبر تا ۲۵ اکتوبر
جماعت کا کام: مضمون (میراپسندیدہ پھل)، الفاظ متضاد صفحہ ۶۱، کتاب کہانی خزانہ کا سبق کالوموٹولاو صفحہ ۳۶ سے ۵۳، تفہیم صفحہ ۸۴ گھر کا کام: سبق ہے اور ہیں کا ٹیسٹ، سبق کالوموٹولاو کی دہرائی۔	ہفتہ ۱۱ ۲۸ اکتوبر تا ۱ نومبر
جماعت کا کام: کتاب الف سے اردو انگریزی سے اردو ترجمہ صفحہ ۱۱۲، ۱۱۳۔ تفہیم چڑیا گھر کی سیر صفحہ ۹۰، کہانی خزانہ کے سبق کالوموٹولاو کے الفاظ معنی۔ گھر کا کام: الفاظ متضاد کا ٹیسٹ، تفہیم پڑھ کے آئیں۔	ہفتہ ۱۲ ۴ تا ۸ نومبر
جماعت کا کام: کتاب کہانی خزانہ کا صفحہ ۵۴ جملے مکمل کریں، کتاب الف سے اردو کا سبق حرف جار، حرف جار پہچان کر الگ کریں صفحہ ۲۲، ایسے جملے جن میں حرف جار ہو صفحہ ۲۴، جملوں میں سے اسم، فعل اور حرف جار پہچانیں صفحہ ۲۵۔ گھر کا کام: کتاب کہانی خزانہ کا صفحہ ۵۵، کتاب الف سے اردو کا صفحہ ۲۳، مضمون کا ٹیسٹ	ہفتہ ۱۳ ۱۱ تا ۱۵ نومبر
جماعت کا کام: کتاب کہانی خزانہ کا سبق شوکی کے دوست صفحہ ۶۰ سے ۶۷، شوکی کے دوست کے الفاظ معنی، سبق شوکی کے دوست کا سال صفحہ ۶۸، تصویر دیکھ کر بتائیں سیلاب کیوں آتے ہیں صفحہ ۲۹۔ گھر کا کام: سبق شوکی کے دوست کی دہرائی، سبق حرف جار کا ٹیسٹ۔	ہفتہ ۱۴ ۱۸ نومبر تا ۲۲ نومبر
جماعت کا کام: سبق چڑیا اور چڑے کی کہانی کے الفاظ معنی، اچھی عادات کے بارے میں پیرا گراف، کہانی لالچی کتا صفحہ ۱۱۰، ۱۱۱۔	ہفتہ ۱۵ ۲۵ تا ۲۹ نومبر
دہرائی	ہفتہ ۱۶ ۲ دسمبر تا ۶ دسمبر
دہرائی پڑھائی کے لئے تَب: بلی خالہ کا انجام، عابد کی توبہ، مکڑا اور مکھی	ہفتہ ۱۷ ۹ دسمبر تا ۱۳ دسمبر
پہلی سہ ماہی امتحانات	ہفتہ ۱۸ ۱۶ دسمبر تا ۲۰ دسمبر
پہلی سہ ماہی امتحانات	ہفتہ ۱۹ ۲۳ دسمبر تا ۲۷ دسمبر